










# 2012 AUM Counseling Program Survey by Current SurveyMonkey & Former Students




## 1. Gender:

		Response Percent	Response Count
Male		0.0%	0
<b>Female</b>		<b>100.0%</b>	<b>23</b>
Transgender		0.0%	0
<b>answered question</b>			<b>23</b>
<b>skipped question</b>			<b>0</b>



## 2. Ethnicity:

		Response Percent	Response Count
Caucasian		39.1%	9
<b>African American</b>		<b>52.2%</b>	<b>12</b>
Hispanic		0.0%	0
Asian American		0.0%	0
Asian / Pacific Islander		4.3%	1
American Indian		0.0%	0
Other		4.3%	1
Other (please specify)			1
<b>answered question</b>			<b>23</b>
<b>skipped question</b>			<b>0</b>

### 3. Auburn Montgomery degree program(s) (check all that apply):

		Response Percent	Response Count
M.Ed. School Counseling		39.1%	9
<b>M.Ed. Community Counseling</b>		<b>47.8%</b>	<b>11</b>
Ed.S. School Counseling		0.0%	0
Ed.S. Community Counseling		13.0%	3
		<b>answered question</b>	<b>23</b>
		<b>skipped question</b>	<b>0</b>

### 4. Program Completion:

		Response Percent	Response Count
Completed - Graduated		8.7%	2
<b>Currently Enrolled</b>		<b>95.7%</b>	<b>22</b>

Graduates, please indicate the Semester & Year of Graduation. (If you hold both an AUM Masters & Ed.S. degree please indicate each with date, example "Summer 2010"): 8

		<b>answered question</b>	<b>23</b>
		<b>skipped question</b>	<b>0</b>








### 5. If currently enrolled, how long have you been in the program?

		Response Percent	Response Count
This is my first semester		39.1%	9
This is my second semester		17.4%	4
This is my third semester		4.3%	1
I have completed one (1) Year		13.0%	3
This is my second year		13.0%	3
This is my third or more		13.0%	3
		<b>answered question</b>	<b>23</b>
		<b>skipped question</b>	<b>0</b>

### 6. Did you receive your Undergraduate degree from Auburn Montgomery?

		Response Percent	Response Count
Yes		21.7%	5
No		78.3%	18
		<b>answered question</b>	<b>23</b>
		<b>skipped question</b>	<b>0</b>

## 7. What was your undergraduate major (you may select more than one)?




		Response Percent	Response Count
Business		17.4%	4
Criminal Justice		4.3%	1
<b>Education</b>		<b>26.1%</b>	<b>6</b>
Liberal Arts		8.7%	2
Psychology		17.4%	4
Social Work		0.0%	0
Sociology		13.0%	3
Other		17.4%	4

Other (please specify) 4

**answered question 23**

**skipped question 0**






## 8. What is your employment status?

		Response Percent	Response Count
<b>Employed Full Time</b>		<b>65.2%</b>	<b>15</b>
Employed Part Time		17.4%	4
Unemployed		17.4%	4
Retired		0.0%	0




**answered question 23**

**skipped question 0**



**9. Current Employment (indicate primary place of employment. If unemployed or retired, note primary former employment)**

		Response Percent	Response Count
Community or Mental Health Agency		21.7%	5
Psychiatric or Medical Hospital		0.0%	0
Private Practice Counselor		0.0%	0
Agency Administration		0.0%	0
School Counselor		8.7%	2
<b>School Administration/Teaching</b>		<b>30.4%</b>	<b>7</b>
Counselor Educator (college/university)		0.0%	0
College/University Counseling Center		0.0%	0
College/University Administration		13.0%	3
Other		26.1%	6
	Other (please specify)		6
<b>answered question</b>			<b>23</b>
<b>skipped question</b>			<b>0</b>








## 10. Professional Certifications and/or Licensure (please check all professional certifications and licensures held)


		Response Percent	Response Count
Licensed Professional Counselor (LPC)		0.0%	0
Associate Licensed Counselor (ALC)		0.0%	0
Certified Counselor Supervisor		0.0%	0
National Certified Counselor (NCC)		0.0%	0
State Certified School Counselor		4.3%	1
Teacher Certification or License		34.8%	8
<b>Not Licensed or Certified</b>		<b>69.6%</b>	<b>16</b>
Other		0.0%	0
	Other (please specify)		0
<b>answered question</b>			<b>23</b>
<b>skipped question</b>			<b>0</b>

## 11. Are you a member of the American Counseling Association (ACA)?



		Response Percent	Response Count
Yes		34.8%	8
No		65.2%	15
<b>answered question</b>			<b>23</b>
<b>skipped question</b>			<b>0</b>

## 12. If you are a member of ACA, please indicate all divisions of which you are a member

		Response Percent	Response Count
Association for Assessment in Counseling and Education (AACE)		16.7%	1
Association for Adult Development and Aging (AADA)		0.0%	0
Association for Creativity in Counseling (ACC)		0.0%	0
American College Counseling Association (ACCA)		16.7%	1
Association for Counselors and Educators in Government (ACEG)		0.0%	0
Association for Counselor Education and Supervision (ACES)		0.0%	0
Association for Humanistic Counseling (AHC)		0.0%	0
Association for Lesbian, Gay, Bisexual and Transgender Issues in Counseling (ALGBTIC)		16.7%	1
Association for Multicultural Counseling and Development (AMCD)		16.7%	1
American Mental Health Counselors Association (AMHCA)		16.7%	1
American Rehabilitation Counseling Association (ARCA)		0.0%	0
<b>American School Counselor Association (ASCA)</b>		<b>33.3%</b>	<b>2</b>
Association for Spiritual, Ethical, and Religious Values in Counseling (ASERVIC)		16.7%	1
Association for Specialists in Group Work (ASGW)		16.7%	1











Counselors for Social Justice (CSJ)		0.0%	0
International Association of Addictions and Offender Counselors (IAAOC)		0.0%	0
International Association of Marriage and Family Counselors (IAMFC)		16.7%	1
National Career Development Association (NCDA)		0.0%	0
National Employment Counseling Association (NECA)		0.0%	0
<b>answered question</b>			<b>6</b>
<b>skipped question</b>			<b>17</b>

### 13. Are you a member of the Alabama Counseling Association (ALCA)?

		Response Percent	Response Count
Yes		43.5%	10
No		56.5%	13
<b>answered question</b>			<b>23</b>
<b>skipped question</b>			<b>0</b>



**14. If you are a member of the Alabama Counseling Association (ALCA), please indicate all ALCA Divisions of which you are a current member.**

		Response Percent	Response Count
<b>ALCCA - Alabama College Counseling Association</b>		28.6%	2
ALACES - Alabama Association for Counselor Education and Supervision		0.0%	0
ALAMCD - Alabama Association for Multicultural Counseling and Development		14.3%	1
<b>ALSCA - Alabama School Counselor Association</b>		28.6%	2
ALCDA - Alabama Career Development Association		0.0%	0
ALMHCA - Alabama Mental Health Counselors Association		14.3%	1
ALGBTICAL - Association of Lesbian, Gay, Bisexual and Transgender Issues in Counseling of Alabama		14.3%	1
ALASGW - Alabama Association for Specialist in Group Work		14.3%	1
ALSERVIC - Alabama Association for Spiritual, Ethical, and Religious Values issues in Counseling		14.3%	1
ALADARCA - Alabama Division of the American Rehabilitation Counseling Association		14.3%	1
<b>ALAMFC - Alabama Association for Marriage and Family Counseling</b>		28.6%	2
ALAAOC- Alabama Association for Addictions and Offenders Counselors		14.3%	1

ALAADA - Alabama Association for Adult Development and Aging	0.0%	0
<b>answered question</b>		<b>7</b>
<b>skipped question</b>		<b>16</b>

**15. If you are a member of the Alabama Counseling Association (ALCA), please indicate your current Chapter membership.**

	Response Percent	Response Count
Chapter I: Colbert, Cullman, Franklin, Lauderdale, Lawrence, Limestone, Morgan, Winston.	0.0%	0
Chapter II: Blount, Jackson, Madison, Marshall.	0.0%	0
Chapter III: Fayette, Greene, Hale, Lamar, Marion, Pickens, Sumter, Tuscaloosa, Walker.	0.0%	0
Chapter IV: Jefferson, Shelby.	0.0%	0
Chapter V: Calhoun, Cherokee, Cleburne, DeKalb, Etowah, St. Clair, Talladega.	0.0%	0
Chapter VI: Autauga, Bibb, Butler, Chilton, Choctaw, Dallas, Lowndes, Marengo, Perry, Wilcox.	0.0%	0
<b>Chapter VII: Bullock, Chambers, Clay, Coosa, Elmore, Lee, Macon, Montgomery, Randolph, Russell, Tallapoosa.</b>	<b>100.0%</b>	<b>10</b>
Chapter VIII: Baldwin, Clarke, Conecuh, Escambia, Mobile, Monroe, Washington.	0.0%	0
Chapter IX: Barbour, Coffee, Covington, Dale, Crenshaw, Geneva, Henry, Houston, Pike	0.0%	0
<b>answered question</b>		<b>10</b>

**16. Please indicate all other Honors Societies, Education Associations, & other professional associations of which you are a member:**

		Response Percent	Response Count
No other memberships		39.1%	9
<b>Chi Sigma Iota - Counseling Honors Society</b>		<b>52.2%</b>	<b>12</b>
Kappa Delta Pi - Education Honors Society		17.4%	4
Alabama Education Association (AEA)		4.3%	1
National Education Association (NEA)		4.3%	1
Other		4.3%	1
	Other (please specify)		1

answered question

23

skipped question

0

**17. Leadership and Professional Service - please list significant professional leadership positions:**

	Response Count
	1
answered question	1
skipped question	22

**18. Please note any Professional Honors, Awards, or Recognitions:**

	Response Count
	4
answered question	4
skipped question	19

**19. Please rank (1,2,3) the three most important reasons you decided to enroll in the AUM Counselor Education Program (select only ONE CHOICE PER COLUMN):**

	Most Important Reason	2nd Most Important Reason	3rd Most Important Reason	Response Count
Academic Reputation	<b>56.3% (9)</b>	37.5% (6)	6.3% (1)	16
Faculty Reputation	<b>42.9% (6)</b>	28.6% (4)	28.6% (4)	14
Size of student body	16.7% (2)	<b>41.7% (5)</b>	<b>41.7% (5)</b>	12
Affordable tuition	15.4% (2)	<b>69.2% (9)</b>	15.4% (2)	13
Convenient Class Schedule	<b>50.0% (7)</b>	28.6% (4)	21.4% (3)	14
Geographic Location	28.6% (6)	33.3% (7)	<b>38.1% (8)</b>	21
CACREP Accreditation	<b>78.9% (15)</b>	5.3% (1)	15.8% (3)	19
Recommendation of Undergraduate Adviser	0.0% (0)	18.2% (2)	<b>81.8% (9)</b>	11
Recommendation of a teacher or professor	16.7% (2)	33.3% (4)	<b>50.0% (6)</b>	12
Recommendation of a professional counselor	7.7% (1)	<b>46.2% (6)</b>	<b>46.2% (6)</b>	13
Recommendation of a family member	18.2% (2)	9.1% (1)	<b>72.7% (8)</b>	11
			answered question	<b>23</b>
			skipped question	<b>0</b>

**20. Was there some other important reason that you chose the AUM Counselor Education program?**

**Response  
Count**

6

answered question

6

skipped question

17

**21. If you chose the AUM Counselor Education program due to Academic or Faculty reputation, please tell us how you became aware of this.**

**Response  
Count**

7

answered question

7

skipped question

16

**22. If you came to the AUM Counselor Education program because of the personal recommendation of someone, please explain:**

**Response  
Count**

1

answered question

1

skipped question

22








## 23. Training Areas

	Poor	Marginal	Good	Excellent	N/A	Response Count
Helping Relationship Skills	0.0% (0)	4.8% (1)	33.3% (7)	<b>47.6% (10)</b>	14.3% (3)	21
Individual Counseling Theories	0.0% (0)	0.0% (0)	33.3% (7)	<b>47.6% (10)</b>	19.0% (4)	21
Group Counseling	0.0% (0)	9.5% (2)	19.0% (4)	<b>52.4% (11)</b>	19.0% (4)	21
Ethical and Legal Issues	0.0% (0)	4.8% (1)	9.5% (2)	<b>66.7% (14)</b>	19.0% (4)	21
Assessment in Counseling	0.0% (0)	0.0% (0)	20.0% (4)	<b>50.0% (10)</b>	30.0% (6)	20
Multicultural Counseling Competencies	0.0% (0)	0.0% (0)	23.8% (5)	<b>47.6% (10)</b>	28.6% (6)	21
Consultation Skills	0.0% (0)	0.0% (0)	20.0% (4)	<b>45.0% (9)</b>	35.0% (7)	20
Program Planning & Evaluation	0.0% (0)	0.0% (0)	28.6% (6)	33.3% (7)	<b>38.1% (8)</b>	21
Research	0.0% (0)	5.0% (1)	30.0% (6)	15.0% (3)	<b>50.0% (10)</b>	20
Use of Technology in Counseling	4.5% (1)	4.5% (1)	27.3% (6)	22.7% (5)	<b>40.9% (9)</b>	22
Practicum and Internships	0.0% (0)	0.0% (0)	9.5% (2)	28.6% (6)	<b>61.9% (13)</b>	21
Supervision	0.0% (0)	0.0% (0)	9.5% (2)	23.8% (5)	<b>66.7% (14)</b>	21
Innovative Counseling Approaches (Play Therapy, Family Counseling, etc.)	0.0% (0)	0.0% (0)	14.3% (3)	28.6% (6)	<b>57.1% (12)</b>	21
Counseling Specific Populations (Addictions, Diverse Families, Abuse, Aging, etc.)	0.0% (0)	0.0% (0)	22.7% (5)	31.8% (7)	<b>45.5% (10)</b>	22
Career Development & Vocational Assessment	0.0% (0)	4.5% (1)	27.3% (6)	<b>59.1% (13)</b>	9.1% (2)	22
Overall Evaluation of your training	0.0% (0)	0.0% (0)	40.9% (9)	<b>54.5% (12)</b>	4.5% (1)	22
<b>answered question</b>						<b>22</b>
<b>skipped question</b>						<b>1</b>

**24. Professional Development and Involvement Opportunities Please check the description that best represents your evaluation of faculty helpfulness in becoming involved in professional counseling organizations, including membership, conferences, leadership, presentations and publications.**

	<b>Not Helpful</b>	<b>Somewhat Helpful</b>	<b>Helpful</b>	<b>Very Helpful</b>	<b>N/A</b>	<b>Response Count</b>
Alabama Counseling Association (ALCA)	0.0% (0)	13.6% (3)	18.2% (4)	<b>54.5% (12)</b>	13.6% (3)	22
ALCA Divisions	9.1% (2)	4.5% (1)	22.7% (5)	<b>40.9% (9)</b>	22.7% (5)	22
ALCA Chapters	9.1% (2)	4.5% (1)	22.7% (5)	<b>31.8% (7)</b>	<b>31.8% (7)</b>	22
Chi Sigma Iota	4.5% (1)	4.5% (1)	22.7% (5)	<b>59.1% (13)</b>	9.1% (2)	22
American Counseling Association (ACA)	4.5% (1)	4.5% (1)	18.2% (4)	<b>59.1% (13)</b>	13.6% (3)	22
ACA Divisions	4.5% (1)	9.1% (2)	27.3% (6)	<b>31.8% (7)</b>	27.3% (6)	22
<b>answered question</b>						<b>22</b>
<b>skipped question</b>						<b>1</b>

**25. Faculty-Student Mentoring With which of the following did the faculty mentor, model, or provide helpful assistance? Please check all that apply.**

		Response Percent	Response Count
Counseling skills and attitudes		81.8%	18
Diversity counseling competencies		68.2%	15
Practicum placement		13.6%	3
Respect for personal/professional boundaries		72.7%	16
Research activities		36.4%	8
Professional development and involvement		68.2%	15
Employment opportunities		4.5%	1
Other		0.0%	0
	Other (please specify)		0
	<b>answered question</b>		<b>22</b>
	<b>skipped question</b>		<b>1</b>

**26. Suggestions Please share any suggestions to improve the graduate counseling programs at AUM.**

	Response Count
	2
<b>answered question</b>	<b>2</b>
<b>skipped question</b>	<b>21</b>



**27. OPTIONAL: If we may contact you regarding your responses, please provide your contact information below. This question is optional.**

		Response Percent	Response Count
<b>Name:</b>		100.0%	3
Company:		33.3%	1
<b>Address:</b>		100.0%	3
Address 2:		0.0%	0
<b>City/Town:</b>		100.0%	3
<b>State:</b>		100.0%	3
<b>ZIP:</b>		100.0%	3
<b>Country:</b>		100.0%	3
<b>Email Address:</b>		100.0%	3
Phone Number:		66.7%	2
<b>answered question</b>			<b>3</b>
<b>skipped question</b>			<b>20</b>

## 2012 AUM Counseling Program Survey

### Narrative Responses

#### **4. Suggestions: Please share any suggestions to improve the graduate counseling programs at AUM.**

I wish the counselling program offered more online classes because it is very difficult for me to attend classes on campus because of my job. I have even mentioned this to several professors in the field and they asked if I would quit part of my job to continue to work towards my degree. I told them no because my job pays the bills!! I want to pursue my counseling degree but because there are not too many classes offered online I will more than likely have to quit school. - 4/9/2012 1:13 PM

It is important that students are made aware upon entering the program of which classes are necessary for internship to begin in order not to hold up graduation. - 3/6/2012 5:47 PM

#### **17. Leadership and Professional Service - please list significant professional leadership positions:**

Treasurer of Chi Sigma Iota - 3/8/2012 8:45 AM

#### **18. Please note any Professional Honors, Awards, or Recognitions:**

Academic recognition - 4/17/2012 4:54 PM

Whose's Whose American All Scholar - 3/14/2012 9:03 AM

Chi Sigma Iota, Dean's Scholar List Fall 2009 - 3/6/2012 5:13 PM

Deans List - 3/6/2012 3:11 PM

#### **20. Was there some other important reason that you chose the AUM Counselor Education program?**

I recently graduated with my Master's in Special Education. - 4/9/2012 1:06 PM

The faculty are prominent in their field and the head of the department served on the Licensure Board. - 3/13/2012 8:27 AM

A more rewarding career in servicing my community - 3/8/2012 8:45 AM

No - 3/6/2012 5:43 PM

Because of its impeccable academic reputation - 3/6/2012 5:13 PM

No - 3/6/2012 3:11 PM

**21. If you chose the AUM Counselor Education program due to Academic or Faculty reputation, please tell us how you became aware of this.**

Their resumes are posted on the University's website and also spoke with the head of the department. I also spoke with the rest of the staff during an interview - 4/11/2012 3:52 PM

Wanted to change my degree and considered counseling. My professors told me great things about the faculty in the education counseling program. - 4/9/2012 1:06 PM

I did my own research. The information is also available on the University's website and inquiry. - 3/13/2012 8:27 AM

Looking at the overview of undergraduate and graduate success rate in completing course work and licensing requirements. - 3/13/2012 7:13 AM

A family member who earned two degrees from AUM - 3/8/2012 8:45 AM

I did not know much about the program upon moving here, but heard around town that it was a great school. - 3/6/2012 8:22 PM

No - 3/6/2012 3:11 PM

**22. If you came to the AUM Counselor Education program because of the personal recommendation of someone, please explain:**

No - 3/6/2012 3:11 PM